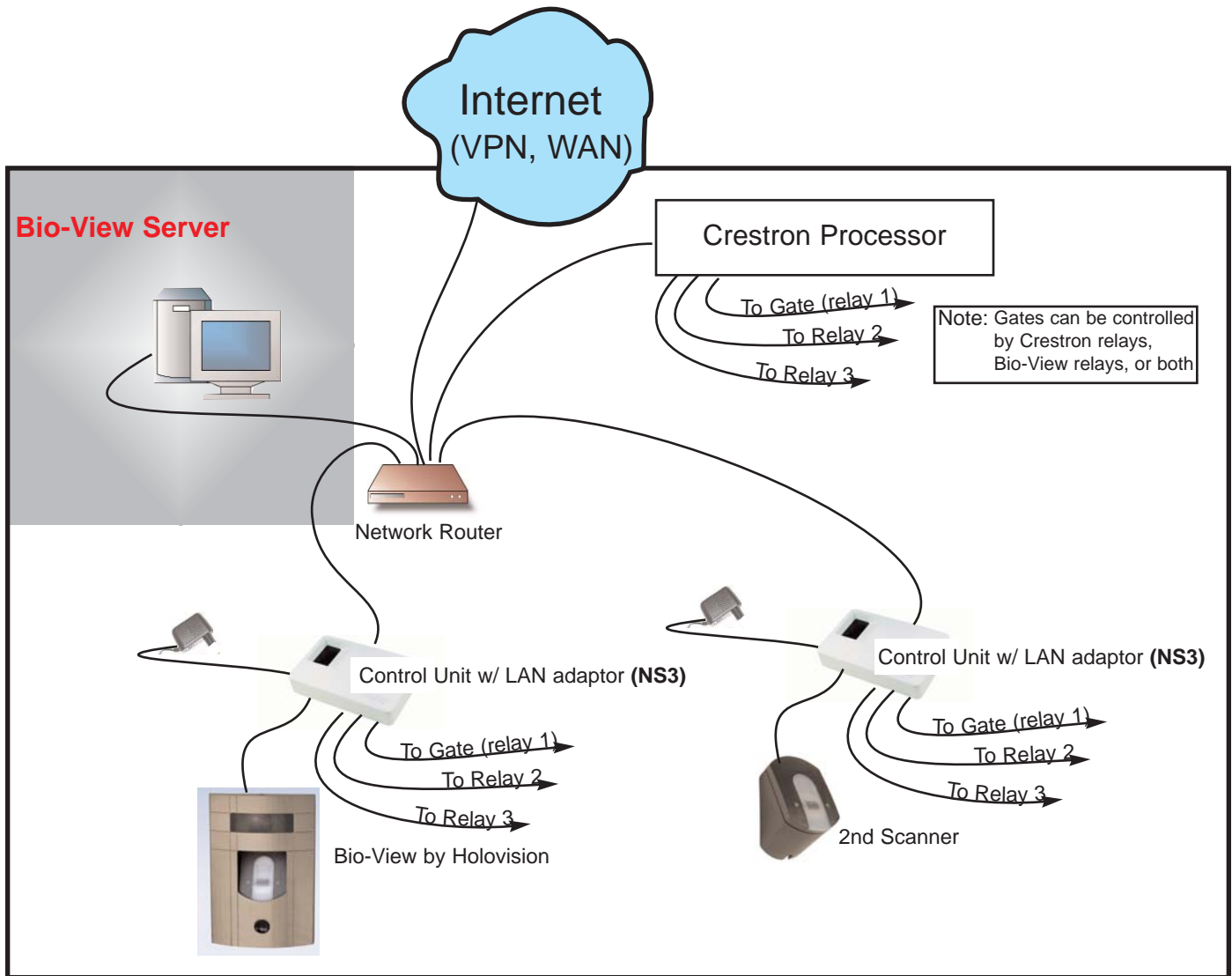


# Bio-View Network System - Integration to Crestron

## Scenario 1 - Relay Control by ekey or Crestron



**Note:** In this scenario, an integration module from Crestron **can** be used.

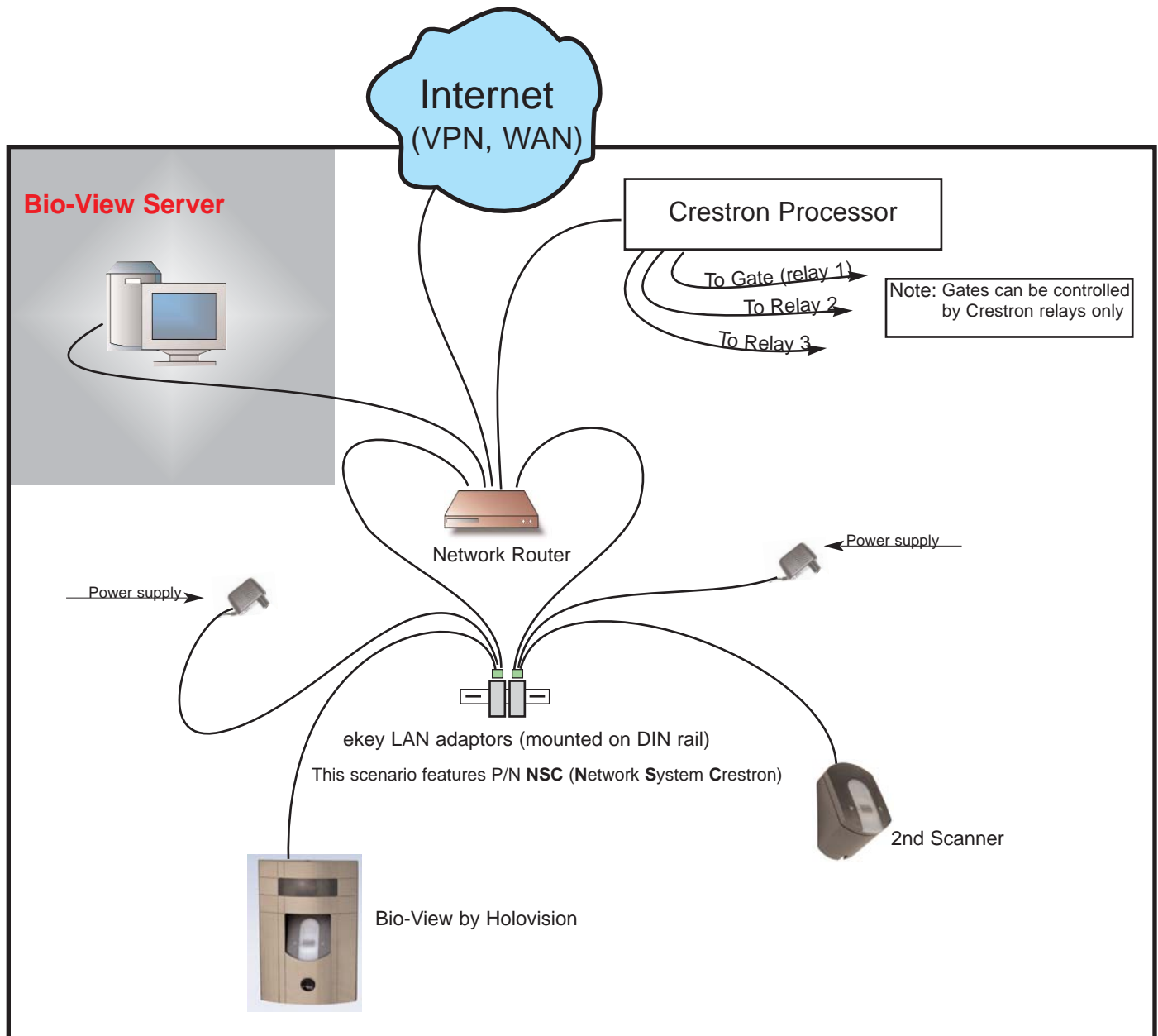
For information on this module, please go to:

[http://www.crestron.com/legal/software\\_license\\_agreement/default.asp?check=1&returnurl=%2Fresources%2Fproduct%5Fand%5Fprogramming%5Fresources%2Fintegrated%5Fpartner%5Fmodules%2Fdefault%2Easp&returnqs=manufacturer%5Fid%3D255](http://www.crestron.com/legal/software_license_agreement/default.asp?check=1&returnurl=%2Fresources%2Fproduct%5Fand%5Fprogramming%5Fresources%2Fintegrated%5Fpartner%5Fmodules%2Fdefault%2Easp&returnqs=manufacturer%5Fid%3D255)



# Bio-View Network System - Integration to Crestron

## Scenario 2 - Relay Control by Crestron only

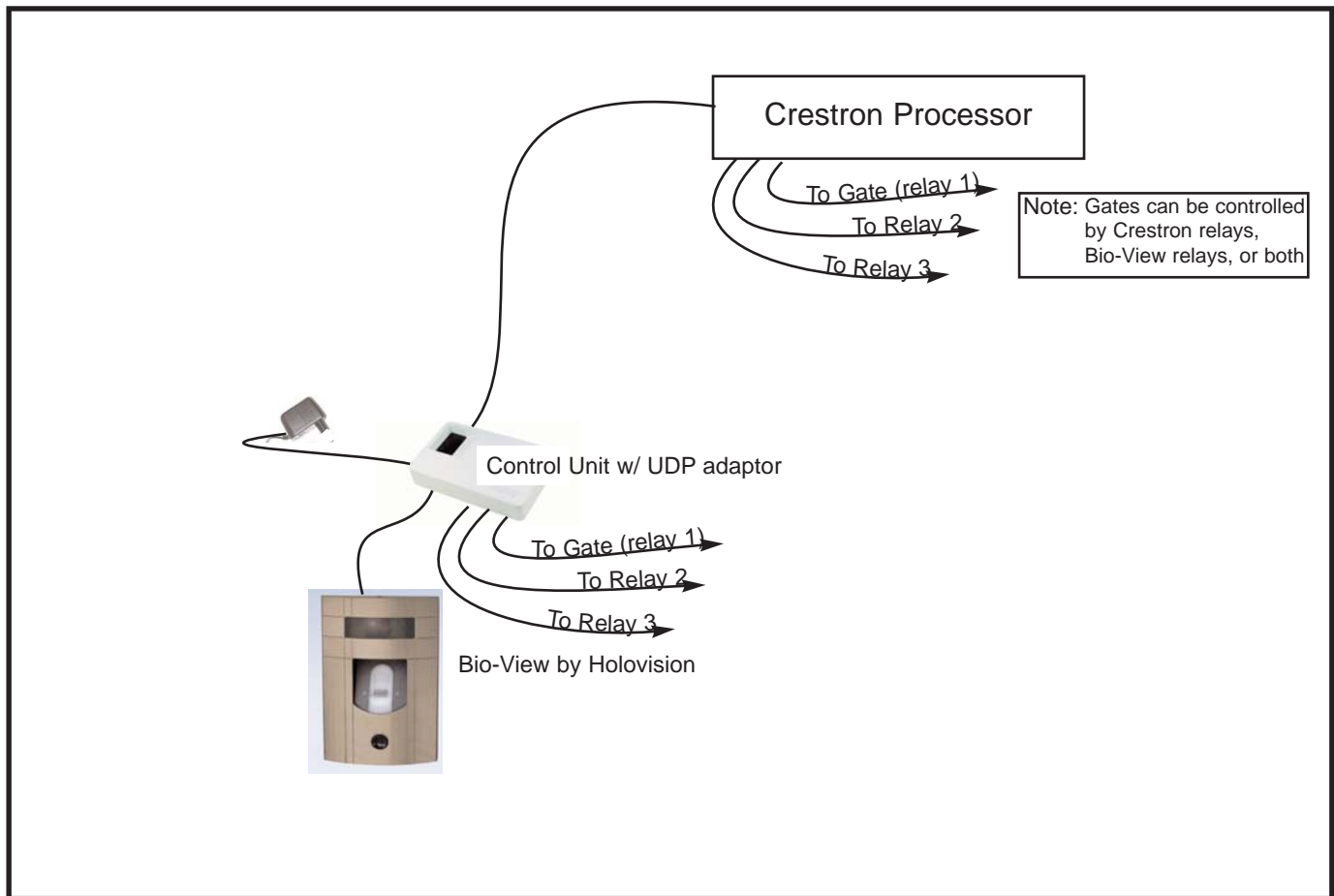


**Note:** In this scenario, an integration module from Crestron **must** be used.  
For information on this module, please go to:  
[http://www.crestron.com/legal/software\\_license\\_agreement/default.asp?check=1&returnurl=%2Fresources%2Fproduct%5Fand%5Fprogramming%5Fresources%2Fintegrated%5Fpartner%5Fmodules%2Fdefault%2Easp&returnqs=manufacturer%5Fid%3D255](http://www.crestron.com/legal/software_license_agreement/default.asp?check=1&returnurl=%2Fresources%2Fproduct%5Fand%5Fprogramming%5Fresources%2Fintegrated%5Fpartner%5Fmodules%2Fdefault%2Easp&returnqs=manufacturer%5Fid%3D255)



# Bio-View Stand-Alone System - Integration to Crestron

## Scenario 3 - Stand Alone Biometric Systems



**Note:** In this scenario, an integration module from Infusebox is required.  
For information on this module, please go to:  
<http://www.infusebox.com/store/index.php?act=viewProd&productId=4>

